

TFPI30V Series

Recoverable Fuse


TOP-EMC

FEATURES

- Less Characteristics change after mounting and energization
- RoHS Compliant and Halogen Free
- Wide range of Operating Temperature(-40 to 85 degree)
- Voltage up to 30V
- Current 0.3 to 9A

APPLICATIONS

- Automotive
- (LED Lamp/Navigation/Motor/Electrical Component)
- Factory Automation Equipment(Motor Drive, Sensor controller)
- Charger



PRODUCT IDENTIFICATION

TFPI 30V 900
① ② ③

- ① Type : Resettable Fuse (DIP)
- ② Voltage: 30V=30V
- ③ Electricity: 900=9A

Environmental Specifications

| Test | Conditions | Resistance change |
|--|-----------------------------|-------------------|
| Passive aging | +85°C, 1000 hrs. | ±5% typical |
| Humidity aging | +85°C, 85% R.H. , 168 hours | ±5% typical |
| Thermal shock | +85°C to -40°C, 20 times | ±33% typical |
| Resistance to solvent | MIL-STD-202, Method 215 | No change |
| Vibration | MIL-STD-202, Method 201 | No change |
| Ambient operating conditions : - 40 °C to +85 °C | | |
| Maximum surface temperature of the device in the tripped state is 125 °C | | |

Performance Specification

| Model | V _{max} | I _{max} | I _{hold} | I _{trip} | P _d | Maximum Time | | Resistance | | |
|------------|------------------|------------------|-------------------|-------------------|----------------|--------------|-------|-------------------|-------------------|-------------------|
| | | | | | | To Trip | | R _{imin} | R _{imax} | R _{1max} |
| | Current | Time | (Ω) | (Ω) | (Ω) | | | | | |
| | (Vdc) | (A) | (A) | (A) | (W) | (A) | (Sec) | (Ω) | (Ω) | (Ω) |
| TFPI30V030 | 30 | 40 | 0.30 | 0.60 | 0.44 | 8.00 | 0.3 | 0.370 | 0.720 | 1.080 |
| TFPI30V040 | 30 | 40 | 0.40 | 0.80 | 0.45 | 8.00 | 0.3 | 0.250 | 0.430 | 0.645 |
| TFPI30V050 | 30 | 40 | 0.50 | 1.00 | 0.46 | 8.00 | 0.3 | 0.150 | 0.400 | 0.600 |
| TFPI30V065 | 30 | 40 | 0.65 | 1.30 | 0.47 | 8.00 | 0.4 | 0.120 | 0.300 | 0.450 |
| TFPI30V075 | 30 | 40 | 0.75 | 1.50 | 0.48 | 8.0 | 0.4 | 0.100 | 0.250 | 0.375 |
| TFPI30V090 | 30 | 40 | 0.90 | 1.80 | 0.6 | 4.50 | 5.9 | 0.070 | 0.145 | 0.220 |
| TFPI30V110 | 30 | 40 | 1.10 | 2.20 | 0.7 | 5.50 | 6.6 | 0.050 | 0.120 | 0.170 |
| TFPI30V135 | 30 | 40 | 1.35 | 2.70 | 0.8 | 6.75 | 7.3 | 0.040 | 0.085 | 0.130 |
| TFPI30V160 | 30 | 40 | 1.60 | 3.20 | 0.9 | 8.00 | 8.0 | 0.030 | 0.070 | 0.110 |
| TFPI30V185 | 30 | 40 | 1.85 | 3.70 | 1.0 | 9.25 | 8.7 | 0.030 | 0.060 | 0.090 |
| TFPI30V250 | 30 | 40 | 2.50 | 5.00 | 1.2 | 12.5 | 10.3 | 0.020 | 0.040 | 0.070 |
| TFPI30V300 | 30 | 40 | 3.00 | 6.00 | 2.0 | 15.0 | 10.8 | 0.020 | 0.050 | 0.080 |
| TFPI30V400 | 30 | 40 | 4.00 | 8.00 | 2.5 | 20.0 | 12.7 | 0.010 | 0.030 | 0.050 |
| TFPI30V500 | 30 | 40 | 5.00 | 10.00 | 3.0 | 25.0 | 14.5 | 0.010 | 0.030 | 0.050 |
| TFPI30V600 | 30 | 40 | 6.00 | 12.00 | 3.5 | 30.0 | 16.0 | 0.005 | 0.020 | 0.040 |
| TFPI30V700 | 30 | 40 | 7.00 | 14.00 | 3.8 | 35.0 | 17.5 | 0.005 | 0.020 | 0.030 |
| TFPI30V800 | 30 | 40 | 8.00 | 16.00 | 4.0 | 40.0 | 18.8 | 0.005 | 0.020 | 0.020 |
| TFPI30V900 | 30 | 40 | 9.00 | 18.00 | 4.2 | 40.0 | 20.0 | 0.005 | 0.010 | 0.020 |

V_{max} = Maximum operating voltage device can withstand without damage at rated current (I_{max}).

I_{max} = Maximum fault current device can withstand without damage at rated voltage (V_{max}).

I_{hold} = Hold Current. Maximum current device will not trip in 25°C still air.

I_{trip} = Trip Current. Minimum current at which the device will always trip in 25°C still air.

P_d = Power dissipation when device is in the tripped state in 25°C still air environment at rated voltage.

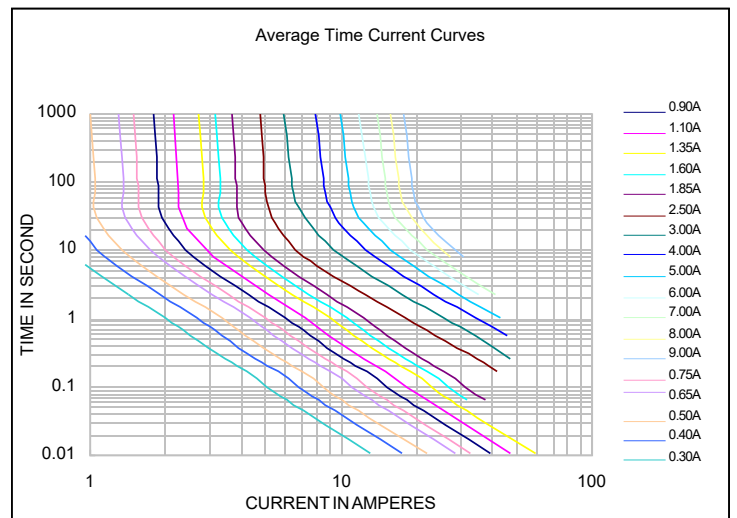
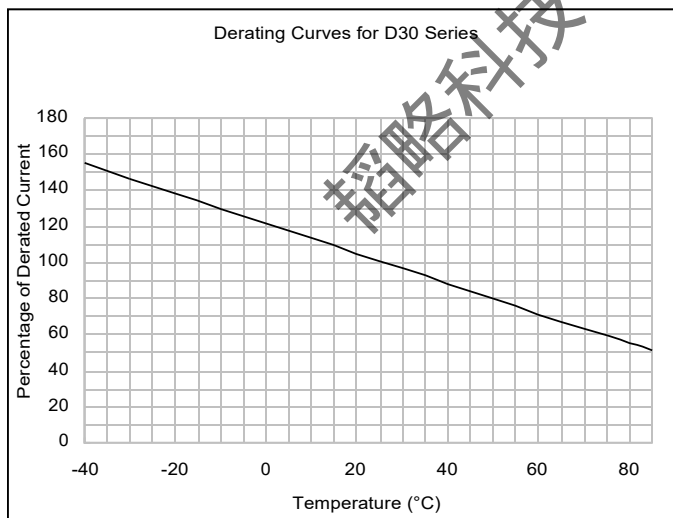
R_{i min/max} = Minimum/Maximum device resistance prior to tripping at 25°C.

R_{1max} = Maximum device resistance is measured one hour post reflow.

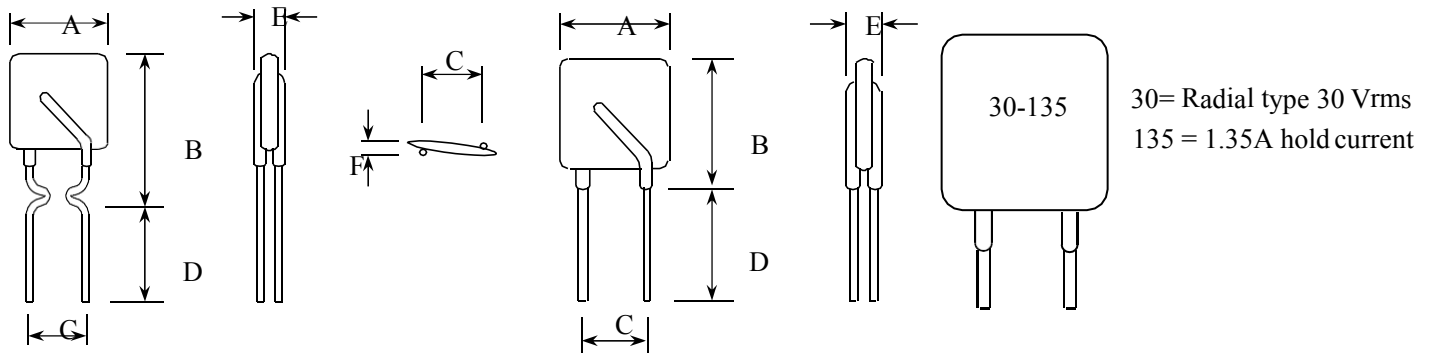
CAUTION : Operation beyond the specified ratings may result in damage and possible arcing and flame.

I_{hold} Versus Temperature

| Model | Maximum ambient operating temperature (T _{mac}) vs. hold current (I _{hold}) | | | | | | | | |
|------------|---|-------|-------|------|------|------|------|------|------|
| | -40°C | -20°C | 0°C | 25°C | 40°C | 50°C | 60°C | 70°C | 85°C |
| TFPI30V030 | 0.44 | 0.39 | 0.35 | 0.30 | 0.25 | 0.23 | 0.20 | 0.18 | 0.16 |
| TFPI30V040 | 0.58 | 0.52 | 0.46 | 0.40 | 0.33 | 0.31 | 0.27 | 0.24 | 0.21 |
| TFPI30V050 | 0.73 | 0.65 | 0.58 | 0.50 | 0.42 | 0.38 | 0.34 | 0.31 | 0.26 |
| TFPI30V065 | 0.95 | 0.85 | 0.75 | 0.65 | 0.54 | 0.50 | 0.44 | 0.40 | 0.34 |
| TFPI30V075 | 0.00 | 0.00 | 0.00 | 0.75 | 0.00 | 0.00 | 0.00 | 0.00 | 0.00 |
| TFPI30V090 | 1.31 | 1.17 | 1.04 | 0.90 | 0.75 | 0.69 | 0.61 | 0.55 | 0.47 |
| TFPI30V110 | 1.60 | 1.43 | 1.27 | 1.10 | 0.91 | 0.85 | 0.75 | 0.67 | 0.57 |
| TFPI30V135 | 1.96 | 1.76 | 1.55 | 1.35 | 1.12 | 1.04 | 0.92 | 0.82 | 0.70 |
| TFPI30V160 | 2.32 | 2.08 | 1.84 | 1.60 | 1.33 | 1.23 | 1.09 | 0.98 | 0.83 |
| TFPI30V185 | 2.68 | 2.41 | 2.13 | 1.85 | 1.54 | 1.42 | 1.26 | 1.13 | 0.96 |
| TFPI30V250 | 3.63 | 3.25 | 2.88 | 2.50 | 2.08 | 1.93 | 1.70 | 1.53 | 1.30 |
| TFPI30V300 | 4.35 | 3.90 | 3.45 | 3.00 | 2.49 | 2.31 | 2.04 | 1.83 | 1.56 |
| TFPI30V400 | 5.80 | 5.20 | 4.60 | 4.00 | 3.32 | 3.08 | 2.72 | 2.44 | 2.08 |
| TFPI30V500 | 7.25 | 6.50 | 5.75 | 5.00 | 4.15 | 3.85 | 3.40 | 3.05 | 2.60 |
| TFPI30V600 | 8.70 | 7.80 | 6.90 | 6.00 | 4.98 | 4.62 | 4.08 | 3.66 | 3.12 |
| TFPI30V700 | 10.15 | 9.10 | 8.05 | 7.00 | 5.81 | 5.39 | 4.76 | 4.27 | 3.64 |
| TFPI30V800 | 11.60 | 10.40 | 9.20 | 8.00 | 6.64 | 6.16 | 5.44 | 4.88 | 4.16 |
| TFPI30V900 | 13.05 | 11.70 | 10.35 | 9.00 | 7.47 | 6.93 | 6.12 | 5.49 | 4.68 |



Physical Dimensions(mm.)

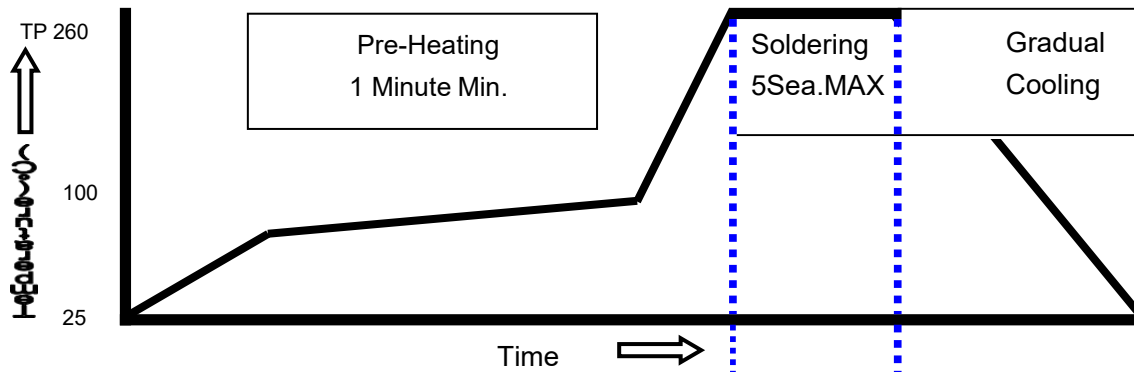


| Model | A | B | C | D | E | F | Lead Style |
|------------|-----------|-----------|-----------|---------|----------|----------|------------|
| | Max. | Max. | Typ. | Min. | Max. | Max. | |
| TFPI30V030 | 7.4/0.29 | 10.2/0.4 | 5.1/0.20 | 7.6/0.3 | 3.0/0.12 | 1.2/0.05 | Straight |
| TFPI30V040 | 7.4/0.29 | 11.4/0.45 | 5.1/0.20 | 7.6/0.3 | 3.0/0.12 | 1.2/0.05 | Straight |
| TFPI30V050 | 7.4/0.29 | 11.4/0.45 | 5.1/0.20 | 7.6/0.3 | 3.0/0.12 | 1.2/0.05 | Straight |
| TFPI30V065 | 7.4/0.29 | 11.4/0.45 | 5.1/0.20 | 7.6/0.3 | 3.0/0.12 | 1.2/0.05 | Straight |
| TFPI30V075 | 7.4/0.29 | 11.4/0.45 | 5.1/0.20 | 7.6/0.3 | 3.0/0.12 | 1.2/0.05 | Straight |
| TFPI30V090 | 7.4/0.29 | 12.2/0.48 | 5.1/0.20 | 7.6/0.3 | 3.0/0.12 | 1.2/0.05 | Kink |
| TFPI30V110 | 7.4/0.29 | 14.2/0.56 | 5.1/0.20 | 7.6/0.3 | 3.0/0.12 | 1.2/0.05 | Kink |
| TFPI30V135 | 8.9/0.35 | 13.5/0.53 | 5.1/0.20 | 7.6/0.3 | 3.0/0.12 | 1.2/0.05 | Kink |
| TFPI30V160 | 8.9/0.35 | 15.2/0.60 | 5.1/0.20 | 7.6/0.3 | 3.0/0.12 | 1.2/0.05 | Kink |
| TFPI30V185 | 10.2/0.40 | 15.7/0.62 | 5.1/0.20 | 7.6/0.3 | 3.0/0.12 | 1.2/0.05 | Kink |
| TFPI30V250 | 11.4/0.45 | 18.3/0.72 | 5.1/0.20 | 7.6/0.3 | 3.0/0.12 | 1.2/0.05 | Kink |
| TFPI30V300 | 11.4/0.45 | 17.3/0.68 | 5.1/0.20 | 7.6/0.3 | 3.0/0.12 | 1.2/0.05 | Straight |
| TFPI30V400 | 14.0/0.55 | 20.1/0.79 | 5.1/0.20 | 7.6/0.3 | 3.0/0.12 | 1.2/0.05 | Straight |
| TFPI30V500 | 14.0/0.55 | 24.9/0.98 | 10.2/0.40 | 7.6/0.3 | 3.0/0.12 | 1.2/0.05 | Straight |
| TFPI30V600 | 16.5/0.65 | 24.9/0.98 | 10.2/0.40 | 7.6/0.3 | 3.0/0.12 | 1.2/0.05 | Straight |
| TFPI30V700 | 19.1/0.75 | 26.7/1.05 | 10.2/0.40 | 7.6/0.3 | 3.0/0.12 | 2.0/0.08 | Straight |
| TFPI30V800 | 21.6/0.85 | 29.2/1.15 | 10.2/0.40 | 7.6/0.3 | 3.0/0.12 | 2.0/0.08 | Straight |
| TFPI30V900 | 24.1/0.95 | 29.7/1.17 | 10.2/0.40 | 7.6/0.3 | 3.0/0.12 | 2.0/0.08 | Straight |

Materials : Leads TFPI30V0A30 ~ TFPI30V2A50: Tin-plated copper-clad steel, 0.205mm²(24AWG), Φ 0.51mm (0.020in).

TFPI30V3A00 ~ TFPI30V9A00: Tin-plated copper, 0.52mm² (20AWG), Φ 0.81mm(0.032 in).Lead Solderability : MIL-STD-202, Method 208E.

Soldering Parameters



WAVE SOLDERING INFORMATIONS

| | |
|--|--|
| Pre-Heating Zone | Max. ramping rate should not exceed 4°C/Sec. |
| Soldering Zone | Max. solder temperature should not exceed 260°C. |
| Cooling Zone | Cooling by natural convection in air. |
| © Specifications are subject to change without notice. | |

韬略科技-EMC方案的最佳选择

CONTACT INFORMATION

SHENZHEN TOP-FLIGHT TECHNOLOGY CO.,LTD

4th Floor, C Building, Quansen Industrial Park , Bulong Road, Longhua New District, Shenzhen
 Tel: 86-755-82908191 Fax: 86-755-82908701 Email: kang@topleve.com
 Website: <http://www.topleve.com>